



# Open Syllable Practice Activities

## Key

It's April, and it is that time of year I teach the open syllable to my second graders. I was preparing this to teach to my kiddos and wanted to share this resource with you during this time. These activities include a variety of skills that can be easily be taught when teaching the open syllable. So what is an open syllable? Here are three easy things to keep in mind when defining an open syllable:

- it contains one vowel
- the vowel is at the end of the syllable
- the vowel usually says its long sound or the schwa sound /u/ which is a weaker short /u/ sound

These activities target each of the 5 vowels. Instructions are specific to each page due to the skill changing up from page to page.

In the key below, I divided the words by using a slash (/). Personally, I have my students to scoop their syllables when doing word work. Scooping is another way to divide syllables. So instead of the student using a (/), they would draw scoops underneath each syllable and label the open syllable with a small letter -o above it. See example:

a / gain.

This way the scoops match the number of syllables that are heard in the word. Whereas, dividing the syllables with a (/) may lead students to believe that there is one less syllable.

In the key, I highlighted the open syllables in the color orange. whether it was the vowel targeted/not targeted. So in the directions when the student reads "circle the open syllable", then it is the orange highlighted vowel(s) that would be circled.

When working with open syllables, phonemic awareness is a huge skill. Phonemic awareness is a listening skill. So it is a matter of saying these words very slowly, stretching them out so the vowel sound can be heard.

Another activity that students can do is write these words in their word work notebook and scoop the syllables and label the vowel as open by placing a small letter -o above the vowel. If you would like to know a time line in teaching syllable type reading check out this resource <https://www.teacherspayteachers.com/Product/Reading-Spelling-Scope-Sequence-4736683>. Also, visit my blog <https://readingonstrawberrylane.net>.

### **Page 3**

Two syllable words with the open syllable vowel -a saying schwa /u/ at the beginning of words: a/gain, a/mong, a/like, a/bove, a/part, a/long.

Two syllable words with the open syllable vowel -a saying schwa /u/ at the end of words: pas/ta, ex/tra, com/ma, vil/la, meg/a, vis/ta

### **Page 4**

One syllable words with the open syllable vowel -e saying long /e/: we, she, he, the, be

Two syllable words with the open syllable vowel -e saying long /e/: be/fore, re/turn, be/tween, e/lev/en, de/cide, e/rase, de/part

### **Page 5**

One/two syllable words with the open syllable vowel -i says long /i/: hi, i, i/dea, i/tem, ti/dy, ti/ger

One/two syllable words with the open syllable vowel -i says long /e/: tax/i, min/i, zi/ti, ski, ki/wi, wi/ki

### **Page 6**

One syllable words with the open syllable vowel -o saying long /o/ or long /oo/: do, to, who, go, so, pro

Two syllable words with the open syllable vowel -o saying long /o/: o/bey, o/pen, bean/o, bin/go, he/ro, au/to

### **Page 7**

Two syllable words with the open syllable vowel -u saying long /u/ or long /oo/: u/nit, bu/gle, men/u, to/fu, hai/ku

Three/four syllable words with the open syllable vowel -u saying long /u/ or long /oo/: u/ni/fied, u/ni/cy/cle, im/promp/tu, u/ni/son, u/su/al, su/do/ku

### **Page 8**

One syllable words with the open syllable vowel -y saying long /i/: my, sky, fry, shy, spry, pry

Two syllable words with the open syllable vowel -y saying long /i/: Ju/ly, ap/ply, i/den/ti/fy, de/fy, mag/ni/fy, re/ly

### **Page 9**

Two syllable words with open syllable vowel -y saying long /e/ and the vowel of the first syllable says its long sound: i/vy, la/zy, shad/y, la/dy, ti/ny, na/vy

Two syllable words with open syllable vowel -y saying long /e/ and the vowel of the first syllable says its short sound: pup/py, sil/ly, Sal/ly, pret/ty, snaz/zy, pen/ny


# Read, Count & Write

## Directions

Read the words, count the syllables, and then write the words into the proper columns. Circle the open syllable.

Decide if the vowel -a is open at the beginning or end of the word.

Tip: To hear the number of syllables clap out the syllables as you say the words.

again	pasta		among	extra
alike	above		villa	apart
comma	mega		along	vista
open vowel -a at the beginning			open vowel -a at the end	


_____	_____
_____	_____
_____	_____
_____	_____
_____	_____
_____	_____

# Read, Count & Write

## Directions

Read the words, count the syllables, and then write the words into the proper columns. Circle the open syllable.

Tips: To hear the number of syllables clap out the syllables as you say the words.  
One word has 3 syllables.

before	we		she	he
return	eleven		erase	the
between	decide		depart	be
1 Syllable			2 or 3 Syllables	

---

---

---

---

---

---

---

---

---

---

---

---


---

---

# Read, Count & Write

## Directions

Read the words and decide if the letter -i says long/e/ or /i/. Then write the words into the proper columns. Circle the open syllable. Tips: To hear the number of syllables clap out the syllables as you say the words. Some words have 2 open syllables. Look at the key to see.

hi	taxi		ziti	kiwi
I	mini		ski	tiger
idea	item		tidy	wiki
-i says /e/			-i says /i/	

---

---

---

---

---

---

---

---

---

---

---

---


---

---

# Read, Count & Write

## Directions

Read the words, count the syllables, and then write the words into the proper columns. Circle the open syllable in each word. Tips: To hear the number of syllables clap out the syllables as you say the words. Some words have 2 open syllables. Sometimes the vowel long -o says long /oo/.

obey	open		bingo	so
do	two		beano	pro
who	go		hero	auto
1 Syllable			2 Syllables	

---

---

---

---

---

---

---

---

---

---

---

---


---

---

# Read, Count & Write

## Directions

Read the words, count the syllables, and then write the words into the proper columns. Circle the open syllable. Tips: This activity is a little more difficult. To hear the number of syllables clap out the syllables as you say the words. Some words have 2 open syllables. One word has 3 open syllables.

unicycle	bugle		sudoku	unison
unit	menu		humor	haiku
unified	tofu		impromptu	usual
2 Syllables			3 Syllables	

---

---

---

---

---

---

---

---

---

---

---

---


---

---

# Read, Count & Write

## Directions

Read the words, count the syllables, and then write the words into the proper columns. Circle the open syllable(s) in each word. Tips: To hear the number of syllables clap out the syllables as you say the words. Some words have more than one open syllable. Sometimes the vowel y says long /i/.

my	July		identify	pry
sky	apply		defy	magnify
why	spry		fry	rely
1 Syllable			2-4 Syllables	

---

---

---

---

---

---

---

---

---

---

---

---

---

---




# Read, Count & Write

## Directions

Read the words and then write the words into the proper columns. All of these words have 2 syllables. Circle the open syllable in each word.

Tips: To hear the number of syllables clap out the syllables as you say the words. Sometimes the vowel y says long /e/. As a rule, when -y is at the end of a two syllable word, and the word has double consonants, the vowel sound of the first syllable usually says its short sound. And when there is no double consonant, the vowel sound of the first syllable usually says its long sound.

ivy	silly		snazzy	tiny
lazy	Sally		shady	penny
puppy	pretty		lady	navy

2 Syllable with no double consonant	2 Syllables with a double consonant
-------------------------------------	-------------------------------------

---

---

---

---

---

---

---

---

---

---

---

---

---

---

Thank you for purchasing this item.

I hope you find it a great resource for increasing students' reading accuracy and fluency.

If you have any questions, comments, or suggestions feel free to contact me at [readingonstrawberrylane@gmail.com](mailto:readingonstrawberrylane@gmail.com)

---

Copyright © 2020 by [Reading on Strawberry Lane](#)

This item is a paid digital download from my [TpT store](#)

As such, it is for use in one classroom only.

This item is also bound by copyright laws and redistributing, editing, selling, or posting this item (or any part thereof) on the Internet are all strictly prohibited without first gaining permission from the author.

Violations are subject to the penalties of the Digital Millennium Copyright Act.

---

Graphics are a courtesy of

- <https://www.mycutegraphics.com/graphics/chalkboard/butterfly-chalkboard.html>
- <https://www.mycutegraphics.com/graphics/bee/bee-under-umbrella.htm>
- <https://www.mycutegraphics.com/graphics/bee/chubby-flying-bee.html>
- <https://www.mycutegraphics.com/graphics/bee/cute-bee.html>
- <https://www.mycutegraphics.com/graphics/bee/blue-love-bee.html>
- <https://www.mycutegraphics.com/graphics/bee/funny-bee-balloons.html>
- <https://www.mycutegraphics.com/graphics/bee/funny-bee-blue-flower.html>
- <https://www.mycutegraphics.com/graphics/bee/bee-rosy-cheeks.html>
- <https://www.teacherspayteachers.com/Product/Free-Font-Celebrate-True-Type-Font-1035949>